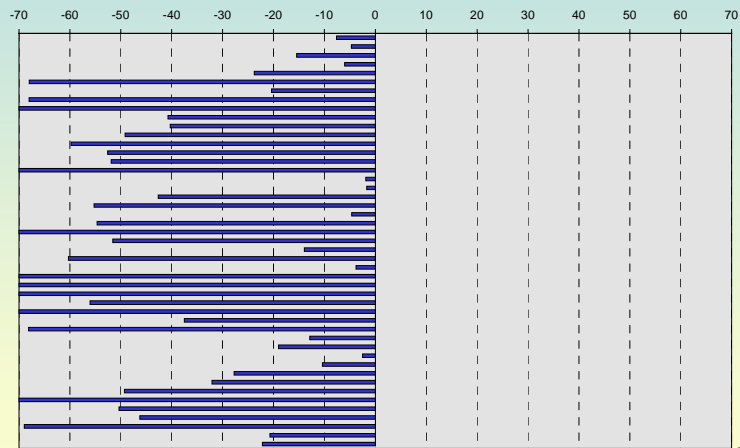


G77 5 – Broom; Newton Mearns

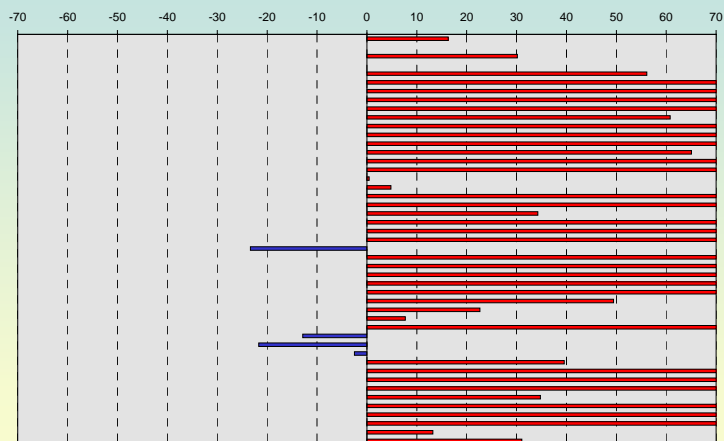


'Better'

'Worse'



G40 3 – East Bridgeton



'Better'

'Worse'

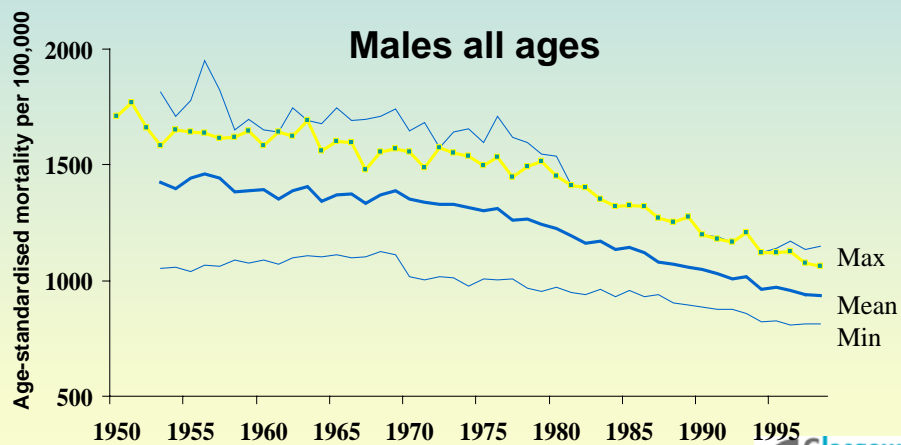


Life expectancy at birth

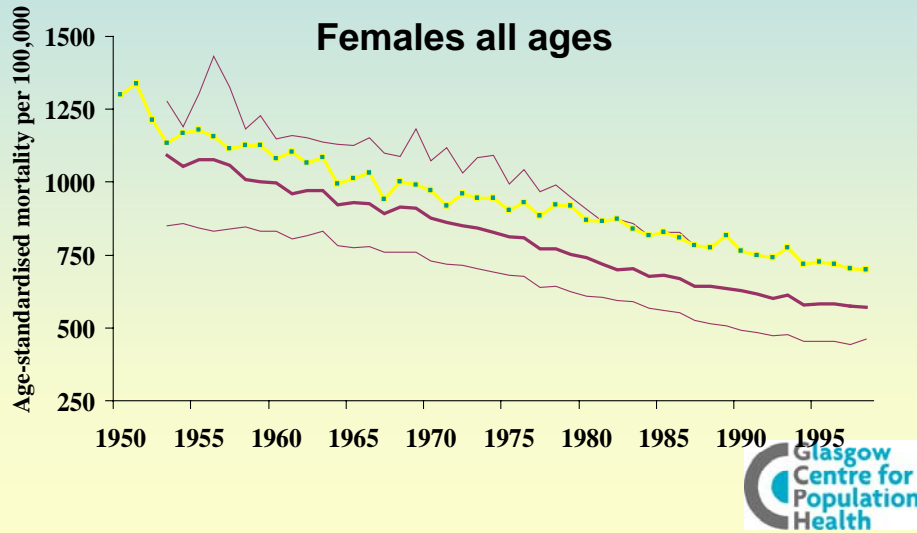
India	60
Glasgow (deprived)	63
Nicaragua	66
Ecuador	66
El Salvador	66
Honduras	67
Poland	71
Bulgaria	72
UK	75
Belgium	76
Glasgow (affluent)	77



All cause mortality in Scotland in European context



All cause mortality in Scotland in European context



Age Breakdown

Area	Age Group	Rate	Estimate
Greater Glasgow	15-24	3.36	1,944
	25-34	6.95	4,254
	35-54	2.51	2,950
Glasgow City	15-24	3.8	1,540
	25-34	7.84	3,481
	35-54	3.55	2,662
Scotland (Mainland)	15-24	3.59	10,765
	25-34	4.83	16,016
	35-54	1.28	8,886

Glasgow Centre for Population Health

Major challenges

- Improving the service response: but recognising that this is not enough.
- Addressing attitudes, values and aspirations: cultural change.
- The growing importance of inter-generational effects: biological, social, material, and attitudinal.

